

Wessex Genomics Laboratory Service (Salisbury)

K v } o } r d Ç • š • W OE (} OE u } OE] w š P] š š Q] • •

The oncology section provides genomic analysis of samples from patients with a range of haematological malignancies and lymphoproliferative conditions. The results obtained assist in diagnosis and classification, provide prognostic information for use in risk stratification, direct therapeutic choice, and enable assessment of residual disease status pre-treatment and/or post-transplant. The oncology section also provides FISH testing for a limited range of sarcomas and solid tumours.

The table below aims to provide information about available genomic testing according to clinical indication. Testing strategies may vary depending on sample type, sample volume, disease stage and specific requests by clinicians, therefore not all listed tests for a specific indication may be undertaken on every sample received. The tests indicated in the table below are undertaken according to the National Genomics Test Directory (NGTD) for Cancer (<https://www.england.nhs.uk/publication/national>)



:5*/:HEVLWH 2QFRORJ\ 7HVWV 3HUIRUPHG \$FFRUGLQJ WR 'LVHVDH (QWLW\ 9HUVLRQ -QGH[:5*,'

:5*/:HEVLWH 2QFRORJ\ 7HVWV 3HUIRUPHG \$FFRUGLQJ WR 'LVHVDH (QWLW\ 9HUVLRQ -QGH[:5*/ '2& 3ULQWHG 6HS
\$XWKRULVHG RQ -XO \$XWKRULVHG E\ %HWK .LUN 'RFXPHQW 8QLTXH 5HIHUHQFH 'XH IRU UHYLHZ RQ -XO
\$XWKRU V /DXUD &KLHFFKLR

3DJH RI

:5*/:HEVLWH 2QFRORJ\ 7HVWV 3HUIRUPHG \$FFRUGLQJ WR 'LVHVDH (QWLW\ 9HUVLRQ -QGH[:5*,'


:5*/:HEVLWH 2QFRORJ\ 7HVWV 3HUIRUPHG \$FFRUGLQJ WR 'LVHVDH (QWLW\ 9HUVLRQ -QGH[:5*/ '2& 3ULQWHG 6HS
\$XWKRULVHG RQ -XO \$XWKRULVHG E\ %HWK .LUN 'RFXPHQW 8QLTXH 5HIHUHQFH 'XH IRU UHYLHZ RQ -XO
\$XWKRU V /DXUD &KLHFFKLR

3DJH RI

:5*/:HEVLWH 2QFRORJ\ 7HVWV 3HUIRUPHG \$FFRUGLQJ WR 'LVHVDH (QWLW\ 9HUVLRQ -QGH[:5*,'

:5*/:HEVLWH 2QFRORJ\ 7HVWV 3HUIRUPHG \$FFRUGLQJ WR 'LVHVDH (QWLW\ 9HUVLRQ -QGH[:5*/ '2& 3ULQWHG 6HS
\$XWKRULVHG RQ -XO \$XWKRULVHG E\ %HWK .LUN 'RFXPHQW 8QLTXH 5HIHUHQFH 'XH IRU UHYLHZ RQ -XO
\$XWKRU V /DXUD &KLHFFKLR

3DJH RI



Wessex Genomics Laboratory Service (Salisbury)

Measurable residual disease (MRD) analysis



:5*/:HEVLWH 2QFRORJ\ 7HVWV 3HUIRUPHG \$FFRUGLQJ WR 'LVHVDH (QWLW\ 9HUVLRQ -QGH[:5*,'


:5*/:HEVLWH 2QFRORJ\ 7HVWV 3HUIRUPHG \$FFRUGLQJ WR 'LVHVDH (QWLW\ 9HUVLRQ -QGH[:5*/ '2& 3ULQWHG 6HS
\$XWKRULVHG RQ -XO \$XWKRULVHG E\ %HWK .LUN 'RFXPHQW 8QLTXH 5HIHUHQFH 'XH IRU UHYLHZ RQ -XO
\$XWKRU V /DXUD &KLHFFKLR

3DJH RI

:5*/ :HEVLWH 2QFRORJ\ 7HVWV 3HUIRUPHG \$FFRUGLQJ WR 'LVHDPH (QWLW\ 9HUVLRQ -QGH[:5*/

Wessex Genomics Laboratory Service (Salisbury)

- x Touch preps
- x Other sample type as required



:5*/ :HEVLWH 2QFRORJ\ 7HVWV 3HUIRUPHG \$FFRUGLQJ WR 'LVHDPH (QWLW\ 9HUVLRQ -QGH[:5*/ '2& 3ULQWHG
 \$XWKRULVHG RQ -XO \$XWKRULVHG E\ %HWK .LUN 'RFXPHQW 8QLTXH 5HIHUHQFH 'XH IRU UHYLHZ RO
 \$XWKRU V /DXUD &KLHFFKLR


3DJH RI



:5*/ :HEVLWH 2QFRORJ\ 7HVWV 3HUIRUPHG \$FFRUGLQJ WR 'LVHVDH (QWLW\ 9HUVLRQ -QGH[:5*,'

:5*/ :HEVLWH 2QFRORJ\ 7HVWV 3HUIRUPHG \$FFRUGLQJ WR 'LVHVDH (QWLW\ 9HUVLRQ -QGH[:5*/ '2& 3ULQWHG 6HS
\$XWKRULVHG RQ -XO \$XWKRULVHG E\ %HWK .LUN 'RFXPHQW 8QLTXH 5HIHUHQFH 'XH IRU UHYLHZ RQ -XO
\$XWKRU V /DXUD &KLHFFKLR


3DJH RI




Wessex Genomics Laboratory Service (Salisbury)

	PB/BM/other	X	BRAFV600 hotspot (NGS) ^β
BMT patients (sex mismatched)			
	BM	FISH for CEPX/CEP118.2)	X
Hodgkin lymphoma			
	X	X	X
Histiocytosis Histiocytic sarcoma			
	X	X	X
T cell Non-Hodgkin Lymphomas			
	X	X	X
Sarcomas and solid tumors			

- x FFPE sections
- x Touch preps
- x Other sample type as required





Wessex Genomics Laboratory Service (Salisbury)

